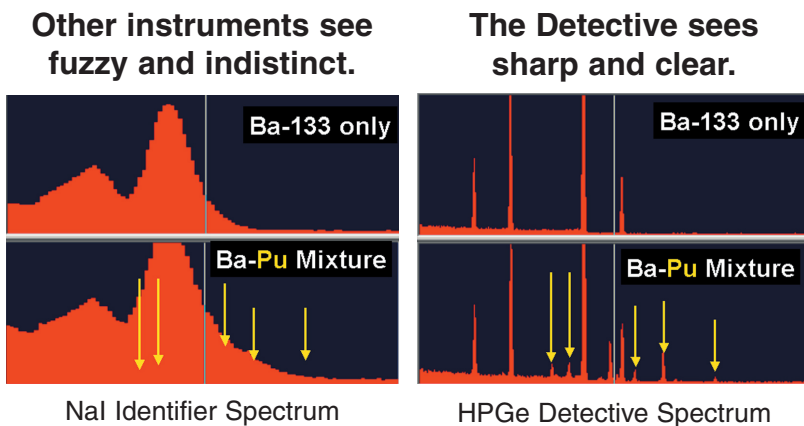


Is it... or isn't it?

Looking for special nuclear material can be like looking for a needle in a haystack. Fertilizers, ceramics, kitty litter, medical patients etc. etc., are all radioactive and can confuse most other instruments. When you can't afford to be wrong, **you need an ORTEC Detective.**

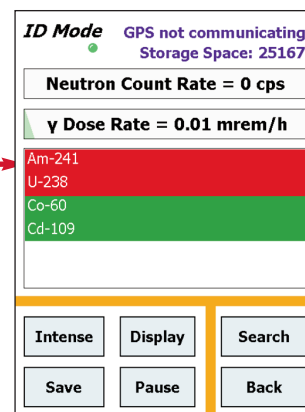
Version 3 Software increases performance still further!



Benefits

- Highest performance HPGe nuclide identifier: now improved further by latest advanced algorithms.
- High resolution gamma spectroscopy¹ with confirmatory neutron detection in EX models.
- Definitive answers to the detection of illicit nuclear materials (SNM) trafficking in seconds, in a battery operated instrument.
- Fast, Simple and ULTRA-Reliable Classification of NORM, Medical, Industrial, SNM and Natural Isotopes, shielded and unshielded.
- ANSI N42-34 compliant.
- Simple to Operate: Bright, Clear Displays, touch sensitive screens, intuitive menus.
- Multiple uses (e.g.): Hand-Held Nuclide Identifier, Emergency Whole-Body Counter, Ad-hoc Portal Monitor, Search System, Food Monitor.
- Gamma-Ray and Neutron Search Modes.²
- SNM Search Mode™ finds SNM sources in the presence of other sources.
- Compatible with Ge-SS search system.
- USB and Wireless 802.11 Communications.
- Built in GPS.
- Secure Digital (SDIO) slot.

**Detective Result.
No guesswork!**



Detective-EX-100T and Detective-DX-100T

HPGe-based Hand-Held Radioisotope Identifiers

The ORTEC Detective family of Hand-Held Radioisotope Identifiers (HHRIDs) has gained an unmatched reputation for performance in the rapid identification of radioisotopes in both suspected and actual cases of illicit nuclear materials trafficking. Detective Version 3 analysis enhancements push the performance envelope even further.

ORTEC Detectives are deployed ever more widely in the battle against illicit nuclear trafficking. Hundreds are being used world wide by (among others):

Departments of Homeland Security	Emergency Management Teams
Departments of Defense	Civil Support Teams
National Security Organizations	Police Departments
Bomb Disposal Teams	Nuclear Safeguards Organizations
Emergency Response Teams	Nuclear Fuel Manufacturers
Customs and Border Control	Nuclear Researchers
Navy, Army and Air Forces	US NNSA second line of defense "Megaports" initiative
International Atomic Energy Agency	

Latest Software Features

- Three "Search Modes":
 - Gamma/neutron total count rate
 - SNM Search mode
 - Sliding average "monitor" mode **(NEW)**
- User choice of identification schemes
 - Classify Mode (by nuclide type: "nuclear, natural, medical, industrial, etc.")
 - ANSI mode
 - Time preset or continuous count selectable to match CONOPS
 - Suspected Nuclides (not in preset mode)
 - More sensitive LCX mode for SNM detection **(NEW)**
- Background collect feature eliminates reporting of background nuclides. **(NEW)**
- "Smart" spectrum stabilizer ensures optimum results, even with hard-to-analyze spectra. **(NEW)**
- ANSI N42.42 format storage of spectra

Models

- **Detective-EX-100T**: The Detective-EX made faster! A larger 65 mm x 50 mm HPGe detector version of the -EX.
- **Detective-DX-100T**: "Gamma only" versions of the Detective-EX-100T.

Stop Guessing. . .

When you need to be certain. . .

. . . Choose ORTEC.

¹High resolution High Purity (HPGe) Detector.

²Neutron detection is only available on "EX" models.

Detective-EX-100T and Detective-DX-100T

HPGe-based Hand-Held Radioisotope Identifiers

Operational Capabilities

(all models except where noted)

SEARCH MODES: Gamma and neutron (if applicable) count rates are presented as a time tracking strip chart. Neutron counts are displayed in red and gamma counts in blue.

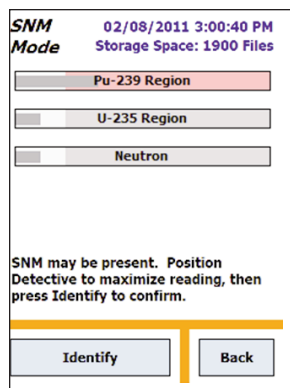
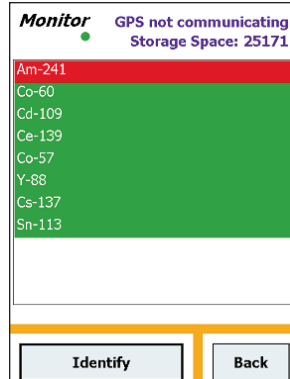
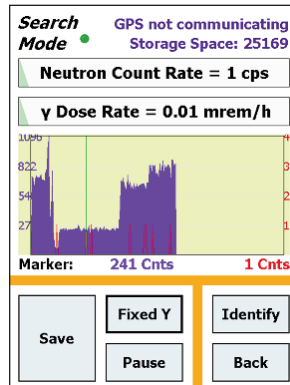
MONITOR MODE: Detective collects one spectrum per second and runs the ID algorithm against an 8 second sliding average. More sensitive to sources which move relative to the instrument. Monitor mode is a valuable search method, but is also useful, for example, in ad-hoc portal monitoring applications.

SNM Search Mode: SNM Search mode is designed to help avoid false negatives when determining SNM. It helps in finding the point of maximum count rate which COULD be consistent with SNM.

Key regions of the spectrum are monitored which are critical to the determination of both U-235 (the key constituent of HEU) and Pu-239. The peak region confidence level is displayed in the form of a bar graph. A high and steady reading indicates that "something" is present which is worthy of more investigation. Once the maximum reading has been located, the "confirm" key initiates the full identification algorithm.

SNM Search mode is an INDICATOR of SNM but should always be followed by the confirmatory ID to avoid false positives. In combination, SNM Search and ID modes minimize BOTH false negatives and false positives.

GAMMA DOSE RATE: Gamma Dose Rate is monitored by the HPGe detector and by an internal compensated GM tube. The dose rate is displayed at all times. Dose rate units may be chosen as $\mu\text{Sv/hr}$ or mrem/hr .



NEUTRON COUNT RATE (-EX models): Neutron Count Rate is displayed continuously. The data can be quickly saved and transmitted for further offsite analysis.

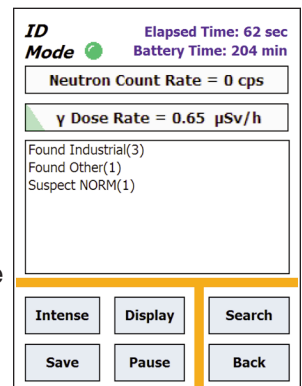
GPS Position Information: An internal GPS receiver displays GPS coordinates which may be saved along with spectrum data for future use.

Storage of Data (spectrum, search data, ID results): To internal RAM and removable SD card.

Computer Interfacing: USB connection to laptop.

Spectral transfer by Microsoft® ActiveSync. Remote control via Microsoft "remotedsp.exe" (supplied). Wi-fi (802.11) communication is optionally available.

All models feature a large, bright and clear LCD Display with touch-sensitive screen. The figure shows the main operator screen. Gamma and neutron (-EX) count rate and gamma dose rate are displayed continuously both numerically and in bar graph form. The battery life remaining is shown at the top.



Operating Modes

In response to customer requests, Detective instruments can now operate in two modes "Classify" and "ANSI".

Classify Mode: The user presses the Identify button and the instrument gathers data until manually stopped, without preset. During the acquisition, suspected nuclide classification messages appear, such as "Suspect Industrial 1", meaning the presence of one industrial nuclide is suspected. As the count continues and confidence levels increase, this might change to "Found Industrial 1" or disappear as better statistics determine the previously suspected nuclide was not, in fact, present. Clicking on the "Found" or "Suspect" message gives a listing of which nuclides were actually found (or suspected) by name.

ANSI Mode: This mode is similar to classify mode, but dispenses with the classification, and presents nuclide names directly, both suspect and found.

Detective-EX-100T and Detective-DX-100T

HPGe-based Hand-Held Radioisotope Identifiers

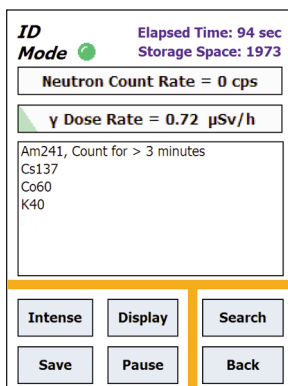
Preset Time: This is to allow for CONOPS* in which it is required to count for a preset time, for example 60 seconds. At the end of the preset period, only what has been found is reported, no suspects are reported. The operator can request a count time extension, if desired, adding multiples of the original preset period.

LCX (Low-Confidence Expert)

ID Mode: LCX mode is password protected. LCX denotes “Low Confidence-Expert,” and is intended for expert users. This identification mode displays suspected threat alarms and identifications at a lower confidence level than the normal mode. This results in more hits on suspected threat nuclides.

Instrument Calibration: The instrument is calibrated prior to shipment from the factory. The energy calibration may be checked and adjusted with any known source with a clean gamma ray between 0 and 3 MeV. A higher energy is recommended. Cs-137 is often used. Calibration can be manual or automatic. Background collection is now a required part of calibration. By allowing for activities already in the background, the system will no longer report nuclides detected in the background. These IDs on former versions sometimes lead to user-confusion. The background must be updated on a schedule which is chosen by the privileged user.

SMART Stabilizer: The “smart stabilizer” stabilizes the gain very precisely on the 1460 keV peak of K-40, if present. The smart part is that if there is no K-40 present or if Eu-152 is detected, which could interfere with the K-40 peak, the stabilizer setting is held but not adjusted until “normal” conditions return. Even though the Detective is a highly stable instrument, the smart stabilizer allows accurate determination of more complicated mixed spectra.



Classify Mode

The form of the primary ID messages is:

"Found CLASS(#)" or "Suspect CLASS(#)"
where "CLASS" is

- Medical
- Industrial
- NORM
- Bremsstrahlung
- Other
- Nuclear Uranium
- Nuclear Plutonium
- Nuclear Neptunium

And "#" is the number of nuclides of that class identified.

The following table lists the Detective Library v8.5 radionuclides according to their categories in the “Classify” ID mode.

	Industrial
Am-241	I-126
Am-241 (unshielded)	I-126 (shielded)
Cs-137	I-132
Ho-166m	I-133
Ho-166m (shielded)	I-134
Ir-192	I-135
Ir-192 (shielded)	Kr-87
W-187	Kr-88
Ac-227	Kr-88 (shielded)
Ag-110m	Mn-52
Ar-41	Mn-56
As-72	Nb-92m
Au-198	Nb-94
Ba-133	Nb-95
Ba-140	Nb-96
Be-7	Nb-96 (shielded)
Bi-212 (Th-232/U-232 daughter)	Nd-147
Br-77	Pa-231
Ca-47	Pb-203
Cd-115	Pr-144
Ce-144	Ra-223
Cm-242	Rh-105
Cm-243	Ru-103
Cm-244	Ru-97
Co-55	Sb-124
Co-57	Sb-124 (shielded)
Co-57 (shielded)	Sb-125
Co-60	Sb-127
Cs-134	Sr-85/Kr-85
Hf-181	Tc-96
Hg-203	Te-132
	Th-229

*Concept of Operations.

Detective-EX-100T and Detective-DX-100T

HPGe-based Hand-Held Radioisotope Identifiers

Th-230
Tm-171

W-188/Re-188

Medical

F-18	I-124
I-125	I-131
Lu-177	I-131 (shielded)
Lu-177m	In-111
Mo-99	Lu-172
Pd-103	Na-24
Se-75	Rb-83
Sm-153	Rb-86
Sm-153 (shielded)	Ru-106/Rh-106
Tc-99m	Sc-46
Xe-133	Sr-82/Rb-82
Ac-225	Sr-89
As-74	Tl-201
Ce-139	Tl-204
Ce-141	Tm-170
Co-58	V-48
Ga-67	Xe-133m
Ga-67 (shielded)	Yb-169
Ge-68/Ga-68	Zn-62
I-123	Zn-65
I-123 (shielded)	Zr-95

NORM

La-138	K-40
Ra-226	Lu-176
Bi-214 (Ra-226 daughter)	Th-232

Other

Cr-51	Eu-154
Cu-64	Eu-155
Eu-152	Eu-156
Gd-159	Fe-59
La-140	Ga-64
Mn-54	Ga-64 (shielded)
Neutrons on Fe	Gd-153
Neutrons on Hydrogen	Ho-166
Unknown Peak	Ir-194 (shielded)
Unknown/Beta emitter	Na-22
Xe-131m	Neutrons
At-211	Os-194/Ir-194
Bi-207	Po-210
Br-76	Sn-113
Br-76 (heavily shielded)	Ta-182
Br-76 (shielded)	Tl-200
Cd-109	Tl-202
Co-56	Xe-135
Co-56 (shielded)	Y-88

Bremsstrahlung

Beta emitter

Nuclear Uranium

Enriched Uranium	U-235
HEU	U-238
U-232	186 keV peak present
U-233	2614 keV peak present

Nuclear Plutonium

Pu-239	375/414 peak present
Pu-238	Am-241 (shielded)

Nuclear Neptunium

Np-237

Classify Mode Messages

The following explains the criteria for selected Classify ID Display Mode messages.

HEU (highly enriched uranium): This message is displayed if the major lines of uranium are detected and the ratios of the intensities of the lines indicates the U-235 content to be above about 70%.

Am241 (unshielded) in the "Industrial" category: This message is displayed if the 59 keV peak is located. It could mean that an Am-241 source such as a smoke detector is present. Move closer to the source and/or count longer. This will allow the higher-energy gamma rays to accumulate in the spectrum, in case plutonium is also present.

Unknown Peak and **Unknown/Beta Emitter**: This indicates the gamma count rate is higher than can be accounted for based on the peaks in the library. The implication is that either an unexpected nuclide or a beta emitter is present (beta emitters typically producing counts over a broad range of energies). Move closer to the source and count longer to determine the nature of the suspect item. If another ID is found, then the Unknown Peak or the Unknown/Beta Emitter ID are suppressed.

"Found Nuclide" Screen Messages

RDD Detected: This message is posted when estimated activity is >100 mCi, whether the activity is from threat or innocent nuclides. The gamma count rate and dose rate meters on the Survey Mode and ID Mode screens display a flashing red background and extremely high count and dose rates.

ANSI Mode Messages

The table is divided according to the threat category used to determine ID background color in Monitor Mode and on the Found and Suspect Nuclide reports, e.g., green for innocent IDs, yellow for LCX-mode suspects, and red for threats. NB: if desired and under password protection, the color coding, and therefore the threat classification can be disabled.

Detective-EX-100T and Detective-DX-100T

HPGe-based Hand-Held Radioisotope Identifiers

Identification	Classification		
	Innocent		
Ac-225	Medical	Ga-64	Other
Ac-227	Industrial	Ga-64 (shielded)	Other
Ag-110m	Industrial	Ga-67	Medical
Am-241 (unshielded)	Industrial	Ga-67 (shielded)	Medical
Ar-41	Industrial	Gd-153	Other
As-72	Industrial	Gd-159	Other
As-74	Medical	Ge-68/Ga-68	Medical
At-211	Other	Hf-181	Industrial
Au-198	Industrial	Hg-203	Industrial
Ba-133	Industrial	Ho-166	Other
Ba-140	Industrial	Ho-166m	Industrial
Be-7	Industrial	Ho-166m (shielded)	Industrial
Beta emitter	Bremsstrahlung	I-123	Medical
Bi-207	Other	I-123 (shielded)	Medical
Bi-212 (Th-232/U-232 daughter)	Industrial	I-124	Medical
Bi-214 (Ra-226 daughter)	NORM	I-125	Medical
Br-76	Other	I-126	Industrial
Br-76 (heavily shielded)	Other	I-126 (shielded)	Industrial
Br-76 (shielded)	Other	I-131	Medical
Br-77	Industrial	I-131 (shielded)	Medical
Ca-47	Industrial	I-132	Industrial
Cd-109	Other	I-133	Industrial
Cd-115	Industrial	I-134	Industrial
Ce-139	Medical	I-135	Industrial
Ce-141	Medical	In-111	Medical
Ce-144	Industrial	Ir-192	Industrial
Cm-242	Industrial	Ir-192 (shielded)	Industrial
Cm-243	Industrial	Ir-194 (shielded)	Other
Cm-244	Industrial	K-40	NORM
Co-55	Industrial	Kr-87	Industrial
Co-56	Other	Kr-88	Industrial
Co-56 (shielded)	Other	Kr-88 (shielded)	Industrial
Co-57	Industrial	La-138	NORM
Co-57 (shielded)	Industrial	La-140	Other
Co-58	Medical	Lu-172	Medical
Co-60	Industrial	Lu-176	NORM
Cr-51	Other	Lu-177	Medical
Cs-131	Medical	Lu-177m	Medical
Cs-134	Industrial	Mn-52	Industrial
Cs-137	Industrial	Mn-54	Other
Cu-64	Other	Mn-56	Industrial
Cu-67/Ga-67	Medical	Mo-99	Medical
Eu-152	Other	Na-22	Other
Eu-152	Other	Na-24	Medical
Eu-154	Other	Nb-92m	Industrial
Eu-156	Other	Nb-94	Industrial
F-18	Medical	Nb-95	Industrial
Fe-59	Other	Nb-96	Industrial
		Nb-96 (shielded)	Industrial
		Nd-147	Industrial

Detective-EX-100T and Detective-DX-100T

HPGe-based Hand-Held Radioisotope Identifiers

Os-194/Ir-194	Other
Pa-231	Industrial
Pb-203	Industrial
Pd-103	Medical
Po-210	Other
Pr-144	Industrial
Ra-223	Industrial
Ra-226	NORM
Rb-83	Medical
Rb-86	Medical
Rh-105	Industrial
Ru-103	Industrial
Ru-106/Rh-106	Medical
Ru-97	Industrial
Sb-124	Industrial
Sb-124 (shielded)	Industrial
Sb-125	Industrial
Sb-127	Industrial
Sc-46	Medical
Se-75	Medical
Sm-153	Medical
Sm-153 (shielded)	Medical
Sn-113	Other
Sr-82/Rb-82	Medical
Sr-85/Kr-85	Industrial
Sr-89	Medical
Ta-182	Other
Tc-96	Industrial
Tc-99m	Medical
Te-132	Industrial
Th-229	Industrial
Th-230	Industrial
Th-232	Thorium
Tl-200	Other
Tl-201	Medical
Tl-202	Other
Tl-204	Medical
Tm-170	Medical
Tm-171	Industrial
V-48	Medical
W-187	Industrial
W-188/Re-188	Industrial
Xe-127	Industrial
Xe-131m	Other
Xe-133	Medical
Xe-133m	Medical
Xe-135	Other
Y-88	Other
Y-91	Industrial
Yb-169	Medical
Zn-62	Medical

Zn-65	Medical
Zr-95	Medical

Suspect (LCX Mode only)

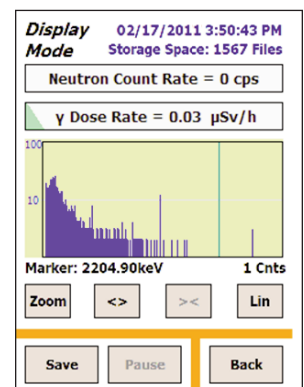
186 keV peak present	Uranium
2614 keV peak present	Uranium
375/414 peak present	Plutonium

Threat

Am-241	Industrial
Am-241 (shielded)	Plutonium
Enriched Uranium	Uranium
HEU	Uranium
Neutrons	Other
Neutrons CR	Neutron
Neutrons on Fe	Other
Neutrons on Hydrogen	Other
Np-237	Neptunium
Pu-238	Plutonium
Pu-239	Plutonium
U-232	Uranium
U-233	Uranium
U-235	Uranium
U-238	Uranium
Unknown Peak	Other
Unknown/Beta emitter	Other

Display

All -EX/-DX models feature the same bright and clear VGA resolution display with touch sensitive operator screen. Menu navigation is highly intuitive. The radionuclide gamma-ray spectrum may be displayed and manipulated (e.g., vertical scale, zoom) like a conventional multichannel analyzer. Y-axis units are now displayed.



Power Sources

Detective can draw power from a variety of sources. For initial cool down from ambient temperature, the Detective is placed on the docking station, or attached to the compact AC/Power Adapter/Charger (PAC). The docking station provides small air movers to assist with initial cool down in conditions of high ambient temperature (>40°C) and incorporates a source holder for the optional CS-137 calibration check source. The docking station is

Detective-EX-100T and Detective-DX-100T

HPGe-based Hand-Held Radioisotope Identifiers

recommended for high ambient temperatures. The PAC is the much more compact solution. K-40, as found in dietary salt substitute, is an easy to obtain calibration check source for use with the PAC.



The optional source is ~0.25- μ Ci (9250 Bq) solid and sealed. It is an exempt quantity under U.S. and European regulations and is only supplied pre-installed by ORTEC (not separately).

Gamma-Ray Identification Performance Data for Uranium and Plutonium

(Typical values based on data obtained from actual measurements by ORTEC personnel.)

Single Sources

Unless otherwise stated, these data were taken at a standard dose rate from the source of 500 nSv/h measured with a calibrated dose rate meter at the instrument detector face according to ANSI N42.34. When an absorber was present, the dose rate at the detector was measured THROUGH the absorber.

Unshielded and Shielded Uranium: DU, U-NAT, LEU, HEU

The time to identify as uranium, either unshielded or shielded by up to 5 mm steel, is <2.5 sec). For LEU and HEU samples, the type ("LEU" or "HEU") is also reported in <2.5 sec). LEU and HEU samples shielded by 1.6 mm lead are identified as Uranium in <2.5 sec.

Unshielded and Shielded Plutonium: Weapons Grade (WG), Reactor Grade (RG) (~60–93% ²³⁹Pu)

Time to identify as Pu, unshielded or shielded by up to 5 mm steel or 10 mm lead: <13 seconds for all types of Pu (with Cd filter if high Am content). For WG Pu the type "WG Pu" is also reported in less than <35 sec.

Mixtures

In all cases, the mixture consists of 500 nSv/h of the "mask" nuclide, added to the specified quantity of uranium or plutonium. The "dose ratio threshold" is defined to be the standard 500 nSv/h dose rate from the mask in ratio to the smallest dose rate from U or Pu detectable in the time stated.

Uranium at 500 nSv/h in the presence of Cs-137 or Co-57 mask (unshielded)

Time to identify as uranium <2.5 sec. For LEU and HEU, the type ("LEU" or "HEU") is also reported in <2.5 sec.

Uranium Dose ratio threshold for 60 second measurement in the presence of Cs-137 or Co-57 mask (Dose from mask: Dose from uranium)

>7:1 for identification as uranium unshielded

>3:1 shielded 5 mm steel.

>2:1 for reporting as LEU or HEU unshielded

>1.5:1 shielded 5 mm steel.

Plutonium at 500 nSv/h in the presence of Ba-133 mask

Time to identify as Pu <20 sec, unshielded or shielded by 5 mm steel or 10 mm lead. Identified type as RG Pu or WG Pu in <100 sec.

Plutonium Dose ratio threshold for 5 minute measurement in the presence of Ba-133 mask

>6:1 for identification as Pu unshielded, >4:1 shielded by 5 mm steel or 10 mm lead.

>1:1 for reporting as WG Pu or RG Pu unshielded or shielded by 5 mm steel or 10 mm steel (with Cd filter if high Am content).

Analysis Algorithm Improvements

Detective series instruments have proven highly resistant to false positive and false negative results. Recent improvements to the Detective algorithms have enhanced this already excellent performance still further. In Version 3, the implementation of the background subtraction has removed the reporting of nuclides identified in the background. While technically not an incorrect result, reporting of background nuclides was considered undesirable by some experts. The smart stabilizer has improved the analysis of some difficult masking scenarios.

Detective-EX-100T and Detective-DX-100T

HPGe-based Hand-Held Radioisotope Identifiers

Specifications

OPERATION MODES

SEARCH Scanning mode for location of radioactive sources, with audio alert using an external ear piece. Both neutron and gamma search is simultaneous; speed settings 1 to 50 seconds/point

SNM Search Mode™ Nuclide-specific search mode for U-235, Pu-239 and neutron counts. Ba-133 surrogate detection may be turned on for training purposes. Bar graph display of nuclide confidence level. Aid to Identify mode.

MONITOR Mode The instrument collects one spectrum per second and runs the ID algorithm against an 8 second sliding average. This mode is more sensitive to sources which move relative to the instrument.

LCX "Low confidence Expert" Mode.

IDENTIFY Gamma Proprietary scheme for identification and classification of radionuclides. Background subtraction.

ANSI Mode: See nuclide list above.

Classify Mode:

Nuclides classified according to:

Industrial

Medical

Natural (NORM)

Nuclear

These classifications are based on an internal, fixed library according to ANSI N42.34. Customized libraries for specific applications can be supplied by special order.

Remote Mode Detective V3 instruments can participate as nodes within the Ge-SS Detective Mobile search system. (<http://www.ortec-online.com/download/GE-SS-Detective-Mobile-Nuclide-Search-Identification-System.pdf>)

Dose Rate Visual over range indication and continuous audible alarm, user settable. Over-ride alarm at dose rates >10,000 $\mu\text{Sv/hr}$.

DETECTORS

Internal HPGe Detector

Crystal Nominal Dimensions: 65 mm diameter x 50 mm deep. P-type high-purity germanium. Coaxial construction.

Cooler: Hymatic SAX101-002 high reliability, low power Stirling cooler. Cooler design life >5 years continuous running. Dual piston design, 1 W nominal lift at 100°K.

Digital Noise Suppression: "LFR Filter," ORTEC Patent Pending.

Gamma Dose Rate Detector Two detectors determine the gamma dose rate over a wide range from <0.05 $\mu\text{Sv/h}$ to >10000 $\mu\text{Sv/h}$, a dose rate range of around six decades. For low dose rates, below ~20 $\mu\text{Sv/h}$, the dose rate is determined from the Ge detector spectrum. For dose rates above this value,

the internal compensated GM tube is used. Instrument switches between the two automatically.

Dose rate uncertainty <(-50% to +100%); continuous audible alarm at dose rates >10,000 $\mu\text{Sv/h}$ (fixed maximum threshold), user settable threshold below this.

Neutron Detector Module (-EX model only) 4 each ^3He tubes: 4" active length, 0.5" diameter, 20 atm ^3He fill pressure. High Density Polyethylene moderator.

DIGITAL MCA AND DATA PROCESSOR

Display VGA 640 x 480 TFT sunlight readable touchsensitive, operate with finger or stylus.

Data Processor Marvel 806 MHz XScale.

Data Storage (Spectrum, Search Data, ID Results) To internal RAM and removable SD card.

Computer Interfacing USB connection to laptop. Spectral transfer by Microsoft® ActiveSync. Remote control via Microsoft "remotedsp.exe" (supplied). Wi-fi (802.11) communication software optionally available.

GPS Internal NMEA compliant WAAS capable.

Digital MCA with Internal Storage of Multiple Spectral Data. "Smart" digital spectrum gain stabilizer.

Digital Noise Suppression LFR Filter.

Conversion Gain 8k channel.

Maximum Number of Stored Spectra Unlimited on removable media.

DISPLAYS AND MENUS

Main Screen

Gamma Count Rate Bar Graph 20 kcps full scale.

Dose Rate Bar Graph 10 mSv/hr full scale, flashes on over range.

Status Lines:

WARNING!! High Dose Rate — Displayed when Dose rate exceeds 10 mSv/hr.

Detector is Warm — Displayed when crystal temperature is above working limit.

Bias Supply Error — Displayed if any power supply is bad.

WARNING!! Low Battery.

Search Mode (Gamma/Neutron) Dwell times 0.1 – 50 seconds per point. Over-range warning.

SNM Search Mode™ Nuclide-specific search mode for U-235 and Pu-239. Bar graph display of nuclide confidence level.

Identify Nuclide ID and classification.

Detective-EX-100T and Detective-DX-100T

HPGe-based Hand-Held Radioisotope Identifiers

"Intense" shows the most intense lines list, which is a continuously updating list of the 12 best peaks currently detected. The nuclides and energies are based on the internal nuclide library. The rank is based on the confidence value for the peak.

"Save" Saves the spectrum. Format choices: ORTEC ".CHN", ORTEC ".SPC" and ANSI N42.42.

"Display" brings up the spectral display. The spectrum may be manipulated via the arrow keys and various accelerator keys for cursor movement. Energy and channel contents are displayed with the spectrum.

Advanced Setup Password protected.

Calibration Check Manual or Automatic Calibration Check. Automatic may be triggered by interval or time of day. Instrument is supplied calibrated from factory.

View Data Acquisition Parameters Reports instrument status.

PHYSICAL SPECIFICATIONS

Maximum Overall Dimensions (including handle, Ge detector end cap and shock absorbers)

Detective-EX-100T 39.4 cm L x 18.3 cm W x 34.9 cm H
(15.5" L x 7.2" W x 13.75" H)

Detective-DX-100T 39.4 cm L x 16.3 cm W x 34.9 cm H
(15.5" L x 6.55" W x 13.75" H)

Weight

Detective-EX-100T 26.3 lb (12 kg)

-DX-100T versions are 1.9 lb (0.9 kg) lighter.

Internal Battery Life >3 hours at 25°C when HPGe detector is cold. Battery lifetime may be extended indefinitely by the use of external battery packs which are available in "battery belt" formats.

Input Power 10 to 17 V DC 30 W or from battery or auto-sensing Mains powered Battery Charger.

External Power DC In and battery Charge In. MS3112E12-10-s or Bendix PT02E-12-10S connector.

Temperature

Operation Range: 0°C to 40°C.

Relative Humidity: <90% at 35°C, non-condensing.

Communications Ports

External Connectivity to System

- 1 SD (Secure Digital) card slot (3.3 V).
- 1 USB connection for "ActiveSync" capability or MCA operation with external computer (ActiveSync and remote display software included).
- WiFi 802.11 communication software optional.
- 1 Audio headphone jack.

Cool Down Time The high reliability cooler is designed for continuous operation. Between making measurements the unit is powered from a DC supply, car battery or other high capacity device. The cooler life is expected to exceed 50,000 hours continuous operation. Initial cool down time depends on ambient temperature, but is typically <12 hours at 25°C.

Communication Software

The Detective-EX-100T and Detective-DX-100T are members of the ORTEC *CONNECTIONS* family. Remote MCA control and individual spectrum download, even over a network, is achieved simply, by the use of ORTEC *CONNECTIONS* products such as MAESTRO-32 MCA Emulation software.

Multiple spectra may be block-transferred from the instrument controller to external PCs by the use of Microsoft ActiveSync. Third party products such SOTI "Pocket Controller Enterprise" may be used to implement the 802.11 wireless feature to provide remote wireless control of the complete instrument.

Software for Detective-EX-100T and Detective-DX-100T

Detective-EX-100T/-DX-100T are fully supported by the latest versions of the highly successful MAESTRO-32 MCA Emulator as well as the well-known ORTEC Gamma Spectroscopy Packages such as GammaVision-32 for generalized HPGe spectrum analysis, PC/FRAM and MGAHI for Pu and U isotopic ratio analysis and ISOPlus for in-situ waste assay analysis.

The integral USB connection in the instrument hardware provides full PC control, real-time live MCA display, fast data transfer of single and multiple spectra to the PC, and full ORTEC *CONNECTIONS* network support. Separate brochures are available on request.

PLEASE NOTE: MAESTRO-32 (A65-B32) is supplied as part of packages containing "PKG" in the model number, or it can be purchased separately at a later date.

Detective-EX-100T and Detective-DX-100T

HPGe-based Hand-Held Radioisotope Identifiers

Ordering Information

Model	Large HPGe	Neutron Detector	GPS	Docking Station Power Supply	Power Adapter Charger (PAC)	MAESTRO Software	Transport Case
DETEX-100T-GP	•	•	•	•			
DETEX-100T-PKG-2	•	•	•	•		•	•
DETEX-100T-PAC-GP	•	•	•		•		
DETEX-100T-PAC-PKG2	•	•	•		•	•	•
DETDX-100T-GP	•		•	•			
DETDX-100T-PKG-2	•		•	•		•	•
DETDX-100T-PAC-GP	•		•		•		
DETDX-100T-PAC-PKG2	•		•		•	•	•

Detective Upgrades

A range of performance, usability, and reliability upgrades are available for all existing ORTEC Detectives including full warranty upgrade options. Contact ortec.info@ametek.com for details.

Detective-EX-100T and Detective-DX-100T

HPGe-based Hand-Held Radioisotope Identifiers

Specifications subject to change
070711

ORTEC[®]

www.ortec-online.com

Tel. (865) 482-4411 • Fax (865) 483-0396 • ortec.info@ametek.com
801 South Illinois Ave., Oak Ridge, TN 37831-0895 U.S.A.
For International Office Locations, Visit Our Website

AMETEK[®]
ADVANCED MEASUREMENT
TECHNOLOGY